

JOWI[®]

Mobile
Storage Systems

- Mobile Racks
- Transport Racks

Model finder:

Determine the best
JOWI model for your customers
in a few easy steps.





How do your customers benefit from **JOWI**?

Increased productivity.

Allows ultra-efficient handling of materials throughout their entire flow. Materials can be put down easily in an organised way and not get damaged – before being wheeled from one workstation to the next. Which is why JOWI's Mobile Racks and Transport Racks are being used today in more than 30 countries around the world.

> Further details can be found in the JOWI brochure: **pages 3, 4 und 10.**

What makes JOWI the leading mobile storage system?

Maximum productivity

- **Parts close at hand** Parts can be replaced in the same rack after every manufacturing step. Instead of using two racks, when working from pile to pile, your customers only need one rack.
- **Easy manoeuvrability** Ball bearing castors with convex tread ensure high-performance rolling. The racks are easy to manoeuvre, even when fully loaded. Each L-shaped upright is fitted with a lockable castor.
- **Durable** JOWI products are sturdy, lasting for many years without needing any maintenance. We also ensure that spare parts are available for an extended number of years.

Tidy and secure

- **Synthetic protective covering** on the support tubes avoids the fragile surfaces of material from being damaged during temporary storage – even once mountings, locks and handles have been fitted. The covering contains no plasticisers, can withstand temperatures of up to 80°C and is resistant to all conventional varnishes, as well as oils and waxes. It is also suitable for materials coated with water-based varnishes.
- **Free retrofitting of an anti-tip device** JOWI Mobile Racks with adjustable rack length have been supplied with an anti-tip device since September 2012. This pin sets a minimum chassis length of 500 mm to prevent the rack from tipping. To order, please provide us with the type of Mobile Rack and the design (e.g. B590-X, C770-XX, R900-X3 or Dabelju-B590-VV).

Simple and flexible

- **Adjustable design** The wide range of JOWI's standard models can be adapted in line with your customer's specific requirements: fewer storeys, directional locks on the castors (allowing steering castors to be used as fixed castors when needed), special rack lengths or colours, and Mobile Racks for use in hotter temperatures (e.g. forced drying) are just a few of the customisations possible.

- **Adjustable to your customer's operations** The JOWI Mobile Rack can be adapted in line with the customer's new requirements, e.g. by swapping rails to alter the rack's length, integrating additional i-shaped uprights, changing the storey height by adding/removing support tubes.
- **Adjustable lengths** The length of various Mobile Rack models in the JOWI range can be adjusted quickly and easily: release the eccentric lever, adjust to desired length, block the lever – that's all! Due to the design of the rack, the uprights always remain parallel during adjustment, avoiding the need for any additional struts.

Outstanding service quality

- **Quotes** You will generally receive them from us on the same day, or – at the very latest – on the following day. Please allow a little extra time for us to prepare quotes for custom goods.
- **We respect delivery dates** As we manufacture our products to order, our quote and/or order confirmation will state the probable date of dispatch for your products. We consider the delivery week listed on the order confirmation as binding and we keep to this in virtually all cases. In the event that we have completed the product sooner than planned, we will request your authorisation to dispatch it earlier. In the event that unexpected delays arise, we will contact you directly to discuss the next steps.
- It goes without saying that we can **ship our products to your customers on your behalf!**
- **Shipping notification and tracking code** If your product is dispatched via our carrier (in most European countries), you will receive a shipping notification with tracking details. We also keep track of your delivery so that we can ensure that you receive your delivery on time.
- In the rare event of something going wrong... We treat customer complaints very seriously and consider these as an opportunity to improve our quality of service. You always deal with the same member of the JOWI team, who takes care of your concerns as quickly as possible.

Deciphering JOWI classification codes

The model code is assigned according to a clear classification system. It reveals the basic technical details of every JOWI model, making sure that you order exactly the right model for your customer.

For example:

C770 – 2/2

The **letter** stands for the **type of upright** and the **rack's dimensions**:

The B and C uprights only have the same number of positions for support tubes as the number of storeys included in the standard design.

Models with R uprights have 31 different positions for support tubes. This provides extra flexibility to alter the height of each storey. (If more support tubes are required than the standard number, please order these with the rack!)

> Further details can be found in the JOWI brochure: [page 5](#).

The **number** after the letter indicates the **storage length of the support tubes in mm**.



The i-shaped uprights serve as vertical intermediate supports in the frame.

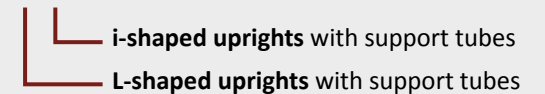


L-shaped uprights are horizontal and vertical load-bearing elements of the framework, which are each fitted with a castor.

At the end of the model code: The **numbers either side of the forward slash** indicate a mobile rack with a **frame design** (L-shaped and i-shaped uprights).

X, XX, X3 and VV designate racks that are length-adjustable.

Type: C770 – 2/2



For example:



C770 – 2/0



C770 – 1/1



C770 – 2/2

Model finder

Determine the best JOWI model for your customers!

1. Mobile Rack or Transport Rack?

1.1. Does the customer intend to store/transport parts and material flat or upright?		
<input type="checkbox"/> Horizontal storage	All Mobile Racks in the “B”, “C”, “R” and “Quercus” series. Also some of the Gecko and Nautilus Transport Racks (see point 3).	> Go to point 2 (p.5)
<input type="checkbox"/> Vertical storage	All Transport Racks – Gecko, Nautilus, Capreolus and Picus.	> Go to point 3 (p. 10)
Storing/transporting – flat or upright?	Flat	<ul style="list-style-type: none"> • for fragile surfaces, e.g. for drying varnished materials
	Upright	<ul style="list-style-type: none"> • Space-saving, for parts up to 2.5 m. • All material can be accessed ergonomically.

2. The right MOBILE RACK:

2.1. How wide are the parts/material that needs storing?	
	The length of the support tubes should correspond roughly to the most common length of material, so that the user can still see the end of each support tube when the rack is fully loaded. This acts as a guide for the user when putting material into the rack.
<input type="checkbox"/> approx. 600 mm	Dabelju-B590-VV, B590, R660, C660, Quercus
<input type="checkbox"/> approx. 800 mm	Dabelju-B780-VV, B780, C770, R770, Quercus
<input type="checkbox"/> approx. 900 mm	R900, C900, Quercus
<input type="checkbox"/> approx. 1,100 mm	R1100, C1100, Quercus
<input type="checkbox"/> approx. 1,400 mm	Quercus
	Overhang allowed In exceptional cases, boards/materials can also overhang the ends of the support tubes by about a third. Parts such as frames, which are deeper than the length of the rack’s support tubes, can be supported by extension tubes (available separately). The maximum load capacity per support tube is reduced in proportion to the overhang. (Load should be reduced by a third when overhang is a third.)

2.2. How thick are the parts/material that needs storing? (Determining storey height)

Storey height in JOWI Mobile Racks:	We recommend: Thickness of material + 40 mm approx. = storey height To ensure ease of loading and sufficient air circulation for material to dry, we recommend maintaining a distance of 40 mm between each part stored and the next support tube.
<input type="checkbox"/> 66 mm	Models with B or R uprights : e.g. Dabelju-VV, B590, R660, R900 or R1100 with 16 storeys
<input type="checkbox"/> 92 mm	Models with C uprights : e.g. C770 with 12 storeys
<input type="checkbox"/> 113 mm	Models with R uprights : R660, R900 or R1100 with 11 storeys
<input type="checkbox"/> 70 mm <input type="checkbox"/> 122 mm <input type="checkbox"/> 174 mm	Quercus Mobile Rack
<input type="checkbox"/> larger	all types of Mobile Racks with fewer storeys than in the standard model. (see “Storey spacing finder”)

2.3. What is the length of parts/material to be stored? Similar, or very different?

2.3.1. Parts of a similar length

<input type="checkbox"/> Materials with similar length that measure less than approx. 800 mm (2 or more parts per storey):	<ul style="list-style-type: none"> • Fixed frame with a -2/2 and -2/4 design • DABELJU-VV
<input type="checkbox"/> Parts of similar lengths, ranging from approx. 800 mm to approx. 3,000 mm:	<ul style="list-style-type: none"> • Design -X • DABELJU-VV with use of two sides • Quercus with a rack length between 800mm and 2,000mm
<input type="checkbox"/> Parts of similar lengths, ranging from approx. 3,000 mm to approx. 5,000 mm:	<ul style="list-style-type: none"> • -XX • -X3 • Fixed frame with special rack lengths of 2,060 mm, 2,335 mm and 2,995 mm • Quercus with a rack length between 1,500 mm and 6,000 mm
<input type="checkbox"/> Longer than 5,000 mm	<ul style="list-style-type: none"> • Quercus with a rack length up to 6,000 mm or coupling of 2 Mobile Racks (see below).

2.3.2. Consignments of parts of differing length

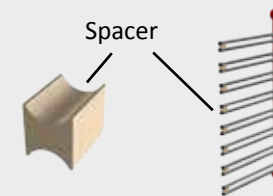
<input type="checkbox"/> Parts of different length:	<ul style="list-style-type: none"> • Fixed frame with a -2/2 design • DABELJU-VV • Quercus
---	--

2.4. How heavy are the parts/material that needs storing?

Capacity data listed is based on evenly distributed load, without shock loads.

Load carried by ... 2 support tubes	3 support tubes	4 support tubes	
<input type="checkbox"/> max. approx. 30 kg	<input type="checkbox"/> max. approx. 45 kg	<input type="checkbox"/> max. approx. 60 kg	B590, R660, C770, R900
<input type="checkbox"/> max. approx. 40 kg	<input type="checkbox"/> max. approx. 60 kg	<input type="checkbox"/> max. approx. 80 kg	R660, C770, R900
<input type="checkbox"/> max. approx. 45 kg	<input type="checkbox"/> max. approx. 65 kg	<input type="checkbox"/> max. approx. 90 kg	R660, C770
<input type="checkbox"/> max. approx. 55 kg	<input type="checkbox"/> max. approx. 80 kg	<input type="checkbox"/> max. approx. 110 kg	R660, Q1380
<input type="checkbox"/> max. approx. 70 kg	<input type="checkbox"/> max. approx. 105 kg	<input type="checkbox"/> max. approx. 140 kg	Q1080
<input type="checkbox"/> max. approx. 82 kg	<input type="checkbox"/> max. approx. 126 kg	<input type="checkbox"/> max. approx. 168 kg	Q880
<input type="checkbox"/> max. approx. 100 kg	<input type="checkbox"/> max. approx. 150 kg	<input type="checkbox"/> max. approx. 200 kg	Q740
<input type="checkbox"/> max. approx. 120 kg	<input type="checkbox"/> max. approx. 180 kg	<input type="checkbox"/> max. approx. 240 kg	Q640

Spacers enable greater storage capacity If only 2 support tubes can be used per storey – e.g. varnished material on bolts with varnish both sides – spacers can be used to increase the load capacity of each storey (price upon request). This option is particularly suited to the R and Quercus series because free positions for additional support tubes are available.




2.5. Maximum load capacity for Mobile Racks

<input type="checkbox"/> max. approx. 200 kg	B590, Dabelju-VV, R660, C770, R900
<input type="checkbox"/> max. approx. 300 kg	B590-X3, R660, C770, R900
<input type="checkbox"/> max. approx. 500 kg	R660, C770, R900
<input type="checkbox"/> max. approx. 750 kg	R660-X3, C770-X3, R900-X3
<input type="checkbox"/> over 750 kg	Quercus

2.6. How long should the rack be?

<input type="checkbox"/> up to approx. 1,500 mm	<ul style="list-style-type: none"> • Design X • Frame-design models • Quercus
<input type="checkbox"/> up to approx. 3,000 mm	<ul style="list-style-type: none"> • B590-X3, R660, C770, R900
<input type="checkbox"/> up to approx. 6,000 mm	<ul style="list-style-type: none"> • R660, C770, R900



- **Additional fixed lengths** Models in the frame-design C and R series also come with a choice of lengths including 2,060 mm, 2,335 mm and 2,995 mm. Intermediary rack lengths at intervals of 55 mm are available at an extra cost. Please enquire about extended lengths for the C and R series.
- **Rack coupling** Two Mobile Racks from the same product series can be joined together with a coupler. This creates additional rack length when required. Racks can be used separately again when additional length no longer needed. The standard length of the coupler is 0.3 m. Special lengths of up to 1.2 m or 1.5 m are also available.

Optimal configuration of the Quercus series

> Further details can be found in the JOWI brochure: [page 9](#).

The modular design of the Quercus offers a multitude of possibilities to customise it to the customer's needs:

Cross tubes The customer can also purchase cross tubes from local suppliers and have them cut to measure directly at his site. This option brings great benefits when the customer needs a different length of rack at a later date, or when shipping long cross-tubes makes little economic sense.

- The tubes are a conventional size: 2" galvanised threaded tube, nominal size 60.3 x 3.65 mm.
- NB: Cross tubes from JOWI are reinforced at the ends. Tubes that are not reinforced should have a couple of centimetres overhang to prevent the ends of the tube from caving in. The corresponding plastic caps can also be ordered if required (Item description: plastic caps GL 60 for Quercus cross tube).



Q880-3/2
with a rack length of 4,500 mm

Galvanised support tubes The Quercus is currently supplied with galvanised support tubes. Customised solutions for protecting the surfaces of customer's materials are possible. A synthetic covering for the support tubes is currently being developed.

When using i-shaped uprights, the distance between the L-shaped uprights is critical for calculating maximum load capacity: When L-shaped uprights are spaced up to 2 m apart and additional i-shaped uprights are used, each L-shaped upright can be loaded with 750 kg.

- As the distance between the L-shaped uprights increases, the maximum load capacity reduces. When 3 metres apart, each L-shaped upright can be loaded with 350 kg.
- Additional L-shaped uprights can be used if the customer needs intermediary shelves and greater load capacity.

3. The right TRANSPORT RACK:

3.1. Can parts be stored side by side, or should they be separated?

- Parts stored side by side.



- Gecko
- Nautilus
- Picus

- Storage in separate compartments



- Capreolus

3.2. Horizontal or vertical?

- Horizontal + vertical storage possible






- Gecko
- Nautilus
- Picus

- Vertical storage





- Capreolus (without intermediary shelves)

Flexible solutions: How to decide between a Gecko, a Nautilus and a Picus?

 <p>Gecko</p>	 <p>Nautilus</p>	 <p>Picus</p>
<p>Perfect for temporarily storing boards, rods and bar material, thanks to the side AND backwards incline.</p>	<p>Provides additional load capacity for large-sized parts (surface area up to approx. 3 x 2 m) with help of the telescopic extension at the back. The rack is ONLY inclined to the side and designed for the storage of boards.</p>	<p>The highly flexible model for transporting large-sized boards and frames, e.g. worktops, doors, windows and window frames, etc.</p>
<p>Available in a compact design (GE2-590-2/1-24-1/1) – ideal when space is at a premium (only takes up 0.72 m² of floor space)</p>	<p>Rack only available in one length (1,586 mm).</p>	<p>When transporting worktops, for example, several can be stored in storeys on top of one another with the use of additional support tubes.</p>
<p>There is NO room at the back for stocking large-sized boards.</p>		

Optional extras for Transport Racks

<p>Automatic restraining strap</p>	<p>Aluminium A4 clipboard</p>
<p>3 m long, secures load, e.g. for Picus Transport Racks or for the rear side of Nautilus and Capreolus racks. Max. restraining force: 300 kg.</p> 	<p>With mounting clip for 23 mm diameter supporting tubes. Fits Gecko, Nautilus and Capreolus Transport Racks.</p> 



JOWI[®]

Mobile
Storage Systems

Contact us

Do you have a query for the JOWI team?
Give us a call – we're here to help!
Tel. **+43 2743 3844 80**

JOWI Produktions- und Vertriebs-GmbH
Untergrafendorf 70
3071 Böhleimkirchen, Österreich

© JOWI Produktions- und Vertriebs GmbH. Photography: Gerald Lechner; Layout, concept and text: Heavystudios.
Reprinting or reproduction of any kind of the text, images and drawings used in this brochure, even of extracts, may only be carried out with the prior written consent of the publisher. Technical specifications are subject to amendments without notice. Printing and typing errors reserved.